

Human IL6 ORF mammalian expression plasmid, N-Myc tag



Sino Biological Inc.

Biological Solution Specialist

Catalog Number: HG10395-NM

General Information

Gene : interleukin 6 (interferon, beta 2)
Official Symbol : IL6
Synonym : HGF, HSF, BSF2, IL-6, IFNB2, IL6
Source : Human
cDNA Size: 639bp
RefSeq : NM_000600.2
Plasmid: pCMV3-Myc-IL6

Description

Lot : Please refer to the label on the tube

Sequence Description :

Identical with the Gene Bank Ref. ID sequence.

Restriction site: KpnI + NotI (6kb + 0.65kb)

Vector : pCMV3-SP-N-Myc

Shipping carrier :

Each tube contains approximately 10 µg of lyophilized plasmid.

Storage :

The lyophilized plasmid can be stored at ambient temperature for three months.

Quality control :

The plasmid is confirmed by full-length sequencing with primers in the sequencing primer list.

Sequencing primer list :

pCMV3-F: 5' CAGGTGTCCACTCCCAGGTCCAAG 3'

pcDNA3-R : 5' GGCAACTAGAAGGCACAGTCGAGG 3'

Or

Forward T7 : 5' TAATACGACTCACTATAGGG 3'

ReverseBGH : 5' TAGAAGGCACAGTCGAGG 3'

pCMV3-F and pcDNA3-R are designed by Sino Biological Inc. Customers can order the primer pair from any oligonucleotide supplier.

Plasmid Resuspension protocol

1. Centrifuge at 5,000×g for 5 min.
2. Carefully open the tube and add 100 µl of sterile water to dissolve the DNA.
3. Close the tube and incubate for 10 minutes at room temperature.
4. Briefly vortex the tube and then do a quick spin to concentrate the liquid at the bottom. Speed is less than 5000×g.
5. Store the plasmid at -20 °C.

The plasmid is ready for:

- Restriction enzyme digestion
- PCR amplification
- *E. coli* transformation
- DNA sequencing

E. coli strains for transformation (recommended but not limited)

Most commercially available competent cells are appropriate for the plasmid, e.g. TOP10, DH5α and TOP10F'.

Human IL6 ORF mammalian expression plasmid, N-Myc tag



Sino Biological Inc.

Biological Solution Specialist

Catalog Number: HG10395-NM

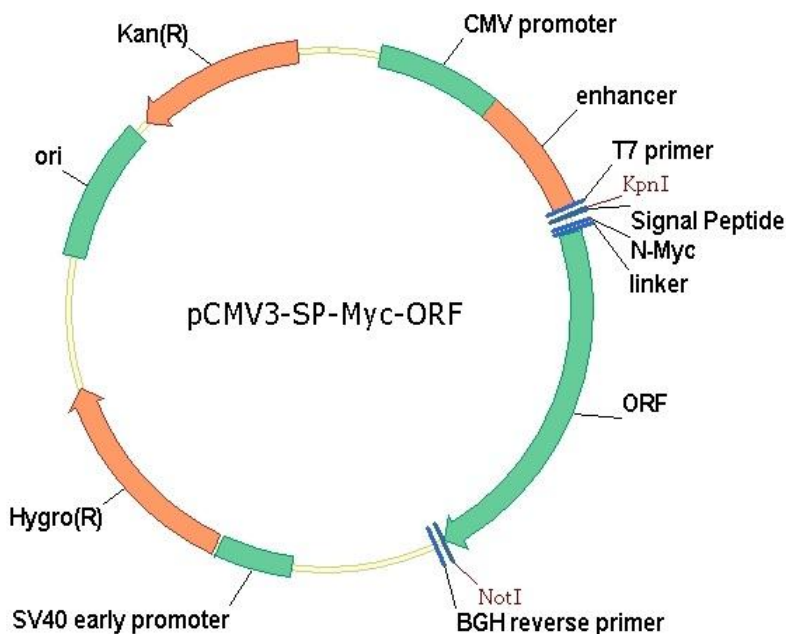
Vector Information

All of the pCMV vectors are designed for high-level stable and transient expression in mammalian hosts. High-level stable and non-replicative transient expression can be carried out in most mammalian cells. The vectors contain the following elements:

- Human enhanced cytomegalovirus immediate-early (CMV) promoter for high-level expression in a wide range of mammalian cells.
- Hygromycin resistance gene for selection of mammalian cell lines.
- A Kozak consensus sequence to enhance mammalian expression.

| | |
|------------------------------|----------------------------------|
| Vector Name | pCMV3-SP-N-Myc |
| Vector Size | 6149bp |
| Vector Type | Mammalian Expression Vector |
| Expression Method | Constitutive, Stable / Transient |
| Promoter | CMV |
| Antibiotic Resistance | Kanamycin |
| Selection In Mammalian Cells | Hygromycin |
| Protein Tag | <u>Myc</u> |

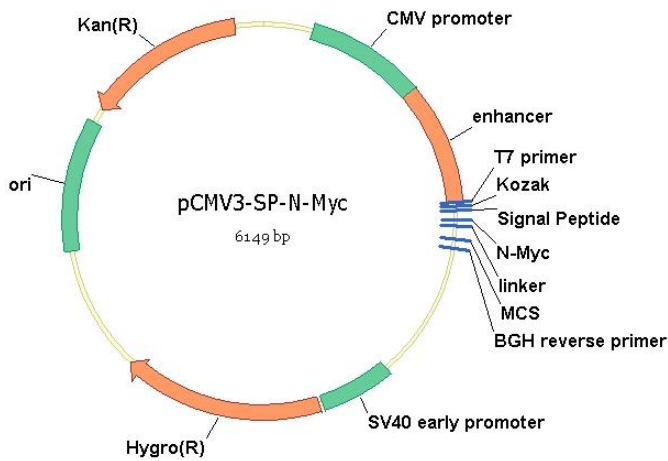
Physical Map of Plasmid :



Manufactured By Sino Biological Inc., FOR RESEARCH USE ONLY. NOT FOR USE IN HUMANS.

Fax :+86-10-51029969 • Tel:+86- 400-890-9989 • <http://www.sinobiological.com>

Physical Map



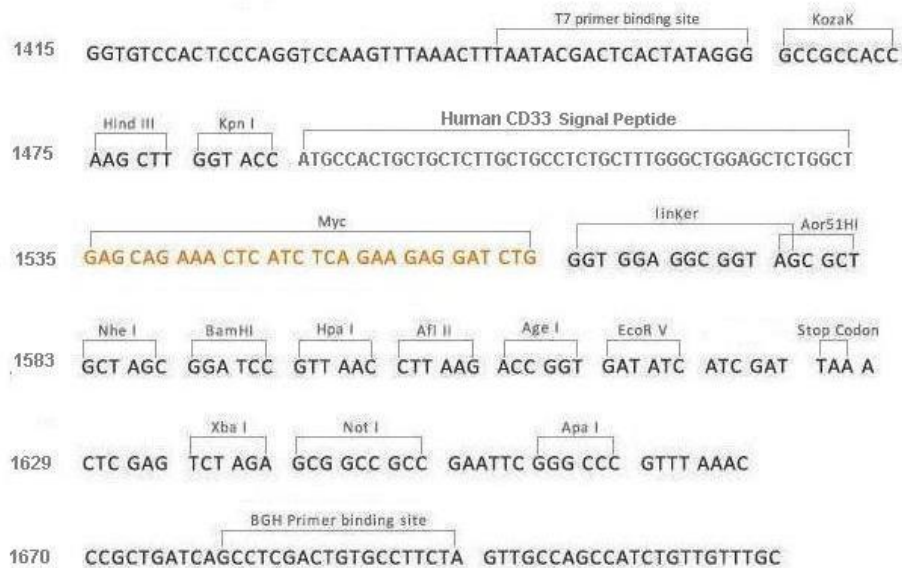
Comments for pCMV3-SP-N-Myc:

CMV promoter: bases 250-837
 enhancer: bases 838-1445
 SV40 early promoter: bases 2390-2759
 Hygromycin ORF: bases 2777-3802
 pUC origin: bases 4445-5118
 Kanamycin ORF: bases 5192-6007

Description

| | |
|------------------------------|---|
| Vector Name | pCMV3-SP-N-Myc |
| Vector Size | 6149bp |
| Vector Type | Mammalian Expression Vector |
| Expression Method | Constitutive, Stable / Transient |
| Promoter | CMV |
| Antibiotic Resistance | Kanamycin |
| Selection In Mammalian Cells | Hygromycin |
| Protein Tag | Myc |
| Sequencing Primer | Forward:T7(TAATACGACTCACTATAGGG) Reverse:BGH(TAGAAGGCACAGTCGAGG) |

Schematic of pCMV3-SP-N-Myc Multiple Cloning Sites



pCMV3-SP-N-Myc is recommended for constructing the N-Myc tag secretory and membrane proteins expression vector which containing a naïve signal peptide. An universal signal peptide is used to instead the naïve signal peptide.